














































2 100m Backstroke Men Heat

Official

Total


| Rank | Competitor | Age | Club | RT | PTS | Result | |
|------|--|-----|-------------------|------|-----|---|---|
| 1 | Alex Quach (V) | 24 | | 0.55 | | 51.92 Entry: 55.05 -3.13 | Q |
| | 25m: 11.83 50m: 24.70 (12.87) 75m: 38.29 (13.59) 100m: 51.92 (13.63) | | | | | | |
| 2 | Jasper Cornish | 19 | | 0.65 | | 54.00 Entry: 54.50 -0.50 | Q |
| | 25m: 12.14 50m: 25.26 (13.12) 75m: 39.45 (14.19) 100m: 54.00 (14.55) | | | | | | |
| 3 | Daniel Williams (V) | 19 | | 0.57 | | 54.39 Entry: 54.87 -0.48 | Q |
| | 25m: 12.96 50m: 26.78 (13.82) 75m: 40.66 (13.88) 100m: 54.39 (13.73) | | | | | | |
| 4 | TeRauroha Paki | 15 | | 0.62 | | 54.74 15yrs NZR Entry: 55.89 -1.15 | Q |
| | 25m: 12.91 50m: 26.35 (13.44) 75m: 40.66 (14.31) 100m: 54.74 (14.08) | | | | | | |
| 5 | Harrison James | 18 | | 0.59 | | 55.06 Entry: 55.82 -0.76 | Q |
| | 25m: 12.77 50m: 26.46 (13.69) 75m: 40.89 (14.43) 100m: 55.06 (14.17) | | | | | | |
| 6 | Alessan... Espo... | 21 | | 0.62 | | 55.07 Entry: 54.03 +1.04 | Q |
| | 25m: 12.69 50m: 26.38 (13.69) 75m: 40.84 (14.46) 100m: 55.07 (14.23) | | | | | | |
| 7 | Samuel Poching | 22 | | 0.67 | | 55.20 Entry: 55.05 +0.15 | Q |
| | 25m: 12.86 50m: 26.76 (13.90) 75m: 41.12 (14.36) 100m: 55.20 (14.08) | | | | | | |
| 8 | Bruce Shen | 16 | | 0.62 | | 55.58 Entry: 57.20 -1.62 | Q |
| | 25m: 12.65 50m: 26.60 (13.95) 75m: 41.08 (14.48) 100m: 55.58 (14.50) | | | | | | |
| 9 | Ethan MacDonald | 18 | Hamilton Aquatics | 0.73 | | 55.67 Entry: 55.50 +0.17 | Q |
| | 25m: 12.69 50m: 26.35 (13.66) 75m: 40.67 (14.32) 100m: 55.67 (15.00) | | | | | | |
| 10 | Luojingxi Chen | 16 | | 0.54 | | 55.73 Entry: 57.75 -2.02 | Q |
| | 25m: 13.07 50m: 27.00 (13.93) 75m: 41.36 (14.36) 100m: 55.73 (14.37) | | | | | | |
| 11 | Yeenok Zhang | 17 | | 0.54 | | 55.91 Entry: 55.64 +0.27 | Q |
| | 25m: 12.87 50m: 26.45 (13.58) 75m: 40.93 (14.48) 100m: 55.91 (14.98) | | | | | | |
| 12 | Noah Pronk (V) | 19 | | 0.58 | | 56.39 Entry: 54.55 +1.84 | Q |
| | 25m: 13.38 50m: 27.20 (13.82) 75m: 41.92 (14.72) 100m: 56.39 (14.47) | | | | | | |
| 13 | Hans Haufe | 17 | | 0.63 | | 56.43 Entry: 56.63 -0.20 | Q |
| | 25m: 13.07 50m: 27.18 (14.11) 75m: 41.92 (14.74) 100m: 56.43 (14.51) | | | | | | |
| 14 | Lucas Perceval | 18 | | 0.59 | | 56.64 Entry: 56.43 +0.21 | Q |
| | 25m: 12.91 50m: 26.84 (13.93) 75m: 41.96 (15.12) 100m: 56.64 (14.68) | | | | | | |
| 14 | Daniel Kregting | 17 | | 0.50 | | 56.64 Entry: 57.37 -0.73 | Q |
| | 25m: 13.03 50m: 27.22 (14.19) 75m: 42.14 (14.92) 100m: 56.64 (14.50) | | | | | | |
| 16 | Hunter Lloyd | 17 | | 0.62 | | 56.96 Entry: 57.94 -0.98 | Q |
| | 25m: 13.16 50m: 27.41 (14.25) 75m: 42.22 (14.81) 100m: 56.96 (14.74) | | | | | | |
| 17 | Jacob Humphries | 16 | | 0.69 | | 57.01 Entry: 57.39 -0.38 | Q |
| | 25m: 13.44 50m: 27.40 (13.96) 75m: 42.26 (14.86) 100m: 57.01 (14.75) | | | | | | |
| 18 | Osbert Gu | 16 | | 0.62 | | 57.32 Entry: 56.82 +0.50 | Q |
| | 25m: 13.53 50m: 27.88 (14.35) 75m: 42.67 (14.79) 100m: 57.32 (14.65) | | | | | | |
| 19 | William Delamare | 17 | | 0.63 | | 57.66 Entry: 58.26 -0.60 | Q |
| | 25m: 13.10 50m: 27.42 (14.32) 75m: 42.61 (15.19) 100m: 57.66 (15.05) | | | | | | |
| 20 | John Quirk | 22 | | 0.66 | | 57.71 Entry: 56.28 +1.43 | Q |
| | 25m: 13.30 50m: 27.25 (13.95) 75m: 42.39 (15.14) 100m: 57.71 (15.32) | | | | | | |

| | | | | | | |
|----|--|----|---|------|---------------------------------|----|
| 21 |  Kase Glintmeyer | 14 |  | 0.59 | 57.81 Entry: 58.88 -1.07 | Q |
| | 25m: 13.50 50m: 27.88 (14.38) 75m: 42.84 (14.96) 100m: 57.81 (14.97) | | | | | |
| 22 |  Vin... Downs-H... | 26 |  | 0.52 | 57.89 Entry: 57.56 +0.33 | Q |
| | 25m: 13.86 50m: 28.70 (14.84) 75m: 43.26 (14.56) 100m: 57.89 (14.63) | | | | | |
| 23 |  Ryan Hewertson | 16 |  | 0.62 | 57.90 Entry: 58.59 -0.69 | Q |
| | 25m: 13.58 50m: 27.87 (14.29) 75m: 42.86 (14.99) 100m: 57.90 (15.04) | | | | | |
| 24 |  Isaac Allan (V) | 15 |  | 0.60 | 57.97 Entry: 57.44 +0.53 | Q |
| | 25m: 13.37 50m: 27.56 (14.19) 75m: 42.75 (15.19) 100m: 57.97 (15.22) | | | | | |
| 25 |  YiFan Zhang | 15 |  | 0.63 | 58.29 Entry: 57.33 +0.96 | Q |
| | 25m: 13.54 50m: 28.16 (14.62) 75m: 43.43 (15.27) 100m: 58.29 (14.86) | | | | | |
| 26 |  Tyson Lynch | 17 |  | 0.54 | 58.33 Entry: 57.38 +0.95 | Q |
| | 25m: 13.61 50m: 28.19 (14.58) 75m: 43.28 (15.09) 100m: 58.33 (15.05) | | | | | |
| 27 |  Declan Broadfoot | 15 |  | 0.62 | 58.46 Entry: 57.79 +0.67 | Q |
| | 25m: 13.52 50m: 27.94 (14.42) 75m: 42.96 (15.02) 100m: 58.46 (15.50) | | | | | |
| 28 |  Jayden Lee | 14 |  | 0.55 | 58.50 Entry: 59.59 -1.09 | Q |
| | 25m: 13.69 50m: 28.16 (14.47) 75m: 43.39 (15.23) 100m: 58.50 (15.11) | | | | | |
| 29 |  Caign Boonen | 17 |  | 0.59 | 58.66 Entry: 58.16 +0.50 | Q |
| | 25m: 13.76 50m: 28.54 (14.78) 75m: 43.54 (15.00) 100m: 58.66 (15.12) | | | | | |
| 30 |  Eric Yuan | 17 |  | 0.74 | 58.67 Entry: 59.95 -1.28 | Q |
| | 25m: 14.04 50m: 29.03 (14.99) 75m: 43.82 (14.79) 100m: 58.67 (14.85) | | | | | |
| 31 |  Ethan Cone | 20 |  | 0.65 | 58.73 Entry: 58.12 +0.61 | Q |
| | 25m: 13.66 50m: 28.09 (14.43) 75m: 43.28 (15.19) 100m: 58.73 (15.45) | | | | | |
| 32 |  Jack McPhail | 15 |  | 0.67 | 58.76 Entry: 1:00.12 -1.36 | Q |
| | 25m: 13.49 50m: 28.28 (14.79) 75m: 43.55 (15.27) 100m: 58.76 (15.21) | | | | | |
| 33 |  Mitchell Lourey (V) | 18 |  | 0.67 | 58.86 Entry: 59.27 -0.41 | Q |
| | 25m: 13.80 50m: 28.35 (14.55) 75m: 43.59 (15.24) 100m: 58.86 (15.27) | | | | | |
| 34 |  Luca Graham | 17 |  | 0.59 | 58.93 Entry: 59.80 -0.87 | Q |
| | 25m: 13.63 50m: 28.17 (14.54) 75m: 43.69 (15.52) 100m: 58.93 (15.24) | | | | | |
| 35 |  Sam Skidmore | 16 |  | 0.64 | 59.18 Entry: 1:01.18 -2.00 | |
| | 25m: 13.49 50m: 28.14 (14.65) 75m: 43.94 (15.80) 100m: 59.18 (15.24) | | | | | |
| 36 |  Jack Love | 19 |  | 0.64 | 59.25 Entry: 58.50 +0.75 | R1 |
| | 25m: 14.08 50m: 28.77 (14.69) 75m: 43.96 (15.19) 100m: 59.25 (15.29) | | | | | |
| 37 |  Reon Oosthuizen | 17 |  | 0.73 | 59.57 Entry: 59.58 -0.01 | R2 |
| | 25m: 13.74 50m: 28.61 (14.87) 75m: 44.28 (15.67) 100m: 59.57 (15.29) | | | | | |
| 38 |  Toby Hewertson | 18 |  | 0.59 | 59.75 Entry: 1:01.64 -1.89 | |
| | 25m: 13.49 50m: 28.22 (14.73) 75m: 43.99 (15.77) 100m: 59.75 (15.76) | | | | | |
| 39 |  Alexan... Copoc... | 16 |  | 0.65 | 1:00.07 Entry: 58.75 +1.32 | |
| | 25m: 13.70 50m: 28.57 (14.87) 75m: 44.21 (15.64) 100m: 1:00.07 (15.86) | | | | | |
| 40 |  Hylton Stracey | 15 |  | 0.66 | 1:00.12 Entry: 1:00.32 -0.20 | |
| | 25m: 14.08 50m: 28.94 (14.86) 75m: 44.56 (15.62) 100m: 1:00.12 (15.56) | | | | | |
| 41 |  Samuel Asiata | 17 |  | 0.63 | 1:00.29 Entry: 1:00.70 -0.41 | |
| | 25m: 14.06 50m: 29.19 (15.13) 75m: 44.86 (15.67) 100m: 1:00.29 (15.43) | | | | | |
| 42 |  Zachary Alexander | 18 |  | 0.66 | 1:00.32 Entry: 1:01.17 -0.85 | |
| | 25m: 13.79 50m: 28.55 (14.76) 75m: 44.35 (15.80) 100m: 1:00.32 (15.97) | | | | | |
| 43 |  Timothy Chin | 15 | | 0.68 | 1:00.45 | |

25m: 14.18 50m: 29.14 (14.96) 75m: 44.81 (15.67) 100m: 1:00.45 (15.64)

44  Ethan Stocks  17 0.58 1:00.46
Entry: 57.90 +2.56

25m: 13.84 50m: 28.84 (15.00) 75m: 44.83 (15.99) 100m: 1:00.46 (15.63)

45  Lachlan Collins  15 0.63 1:00.80
Entry: 1:00.92 -0.12

25m: 14.12 50m: 29.21 (15.09) 75m: 45.03 (15.82) 100m: 1:00.80 (15.77)

46  Austin Aves  14 0.68 1:00.81
Entry: 1:01.49 -0.68

25m: 14.58 50m: 29.87 (15.29) 75m: 45.46 (15.59) 100m: 1:00.81 (15.35)

47  Connor Mahoney  13 0.61 1:00.85
Entry: 1:03.55 -2.70

25m: 14.38 50m: 29.43 (15.05) 75m: 45.19 (15.76) 100m: 1:00.85 (15.66)

48  Thomas Champion  17 0.73 1:00.97
Entry: 1:02.05 -1.08

25m: 14.65 50m: 29.72 (15.07) 75m: 45.39 (15.67) 100m: 1:00.97 (15.58)

49  Simiosi Tukia  15 0.79 1:01.04
Entry: 1:01.77 -0.73

25m: 14.11 50m: 29.39 (15.28) 75m: 44.97 (15.58) 100m: 1:01.04 (16.07)

50  Paolo Grolli (V)  13 0.59 1:01.23
Entry: 1:05.26 -4.03

25m: 14.18 50m: 29.54 (15.36) 75m: 45.50 (15.96) 100m: 1:01.23 (15.73)

51  Alex Gibson  16 0.67 1:01.29
Entry: 1:01.17 +0.12

25m: 13.85 50m: 28.98 (15.13) 75m: 45.14 (16.16) 100m: 1:01.29 (16.15)

52  William Callow  14 0.73 1:01.39
Entry: 1:01.99 -0.60


25m: 14.84 50m: 30.25 (15.41) 75m: 45.93 (15.68) 100m: 1:01.39 (15.46)

53  Koby Piggott  15 0.59 1:01.40
Entry: 1:00.96 +0.44

25m: 14.29 50m: 29.31 (15.02) 75m: 45.03 (15.72) 100m: 1:01.40 (16.37)

54  Finn Kelly (V)  15 0.69 1:01.49
Entry: 1:02.87 -1.38

25m: 14.82 50m: 30.39 (15.57) 75m: 46.08 (15.69) 100m: 1:01.49 (15.41)

55  James Zhang  14 0.73 1:01.50
Entry: 1:03.64 -2.14

25m: 14.88 50m: 30.27 (15.39) 75m: 46.23 (15.96) 100m: 1:01.50 (15.27)

55  Dylan Greupink  16 0.67 1:01.50
Entry: 1:01.67 -0.17

25m: 14.33 50m: 29.53 (15.20) 75m: 45.51 (15.98) 100m: 1:01.50 (15.99)

57  Ch... Madar-Le...  14 0.55 1:01.51
Entry: 1:03.20 -1.69

25m: 13.99 50m: 29.31 (15.32) 75m: 45.28 (15.97) 100m: 1:01.51 (16.23)

58  Max Skehan  17 0.63 1:01.53
Entry: 1:02.27 -0.74

25m: 13.70 50m: 28.58 (14.88) 75m: 44.65 (16.07) 100m: 1:01.53 (16.88)

59  Henry Wang  14 0.67 1:01.85
Entry: 1:02.83 -0.98

25m: 14.62 50m: 30.10 (15.48) 75m: 46.03 (15.93) 100m: 1:01.85 (15.82)

60  Bartly Trotter  15 0.64 1:01.91
Entry: 1:02.94 -1.03

25m: 14.49 50m: 29.90 (15.41) 75m: 46.00 (16.10) 100m: 1:01.91 (15.91)

61  Clement Choo  16 0.56 1:02.12
Entry: 1:02.92 -0.80


25m: 14.30 50m: 29.73 (15.43) 75m: 45.94 (16.21) 100m: 1:02.12 (16.18)

62  Manson Meng  14 0.64 1:02.21
Entry: 1:03.18 -0.97

25m: 14.49 50m: 30.15 (15.66) 75m: 46.32 (16.17) 100m: 1:02.21 (15.89)

63  William Tye  14 0.67 1:02.26
Entry: 1:04.17 -1.91




25m: 14.02 50m: 29.62 (15.60) 75m: 45.87 (16.25) 100m: 1:02.26 (16.39)

64  Samuel Delamare  15 0.74 1:02.74
Entry: 1:01.57 +1.17


25m: 14.43 50m: 30.04 (15.61) 75m: 46.49 (16.45) 100m: 1:02.74 (16.25)

65  Blake Allan (V)  13 0.67 1:02.87
Entry: 1:02.87


25m: 14.45 50m: 30.22 (15.77) 75m: 46.69 (16.47) 100m: 1:02.87 (16.18)

66  Bryan Xiong  15  0.61 **1:02.93**
Entry: 1:03.07 **-0.14**

25m: 14.17 50m: 29.82 (15.65) 75m: 46.35 (16.53) 100m: 1:02.93 (16.58)

67  Harry Lynn  15  0.59 **1:02.96**
Entry: 1:03.17 **-0.21**

25m: 14.10 50m: 29.57 (15.47) 75m: 46.41 (16.84) 100m: 1:02.96 (16.55)

68  Alexander Jiang  15  0.62 **1:02.98**
Entry: 1:04.16 **-1.18**

25m: 14.81 50m: 30.77 (15.96) 75m: 46.84 (16.07) 100m: 1:02.98 (16.14)

69  Thomas Cave  15  0.65 **1:03.05**
Entry: 1:03.11 **-0.06**


25m: 14.84 50m: 30.47 (15.63) 75m: 46.69 (16.22) 100m: 1:03.05 (16.36)

70  Fletcher Cummings  13  0.74 **1:03.18**
Entry: 1:05.15 **-1.97**


25m: 15.32 50m: 30.98 (15.66) 75m: 47.20 (16.22) 100m: 1:03.18 (15.98)

71  Alexander McElrea  14  0.83 **1:03.19**
Entry: 1:05.33 **-2.14**

25m: 15.06 50m: 30.63 (15.57) 75m: 46.81 (16.18) 100m: 1:03.19 (16.38)

72  Finlay McNabb  18  0.61 **1:03.22**
Entry: 1:01.17 **+2.05**

25m: 14.39 50m: 30.05 (15.66) 75m: 46.51 (16.46) 100m: 1:03.22 (16.71)

73  Will Atkinson  15  0.85 **1:03.37**
Entry: 1:02.93 **+0.44**


25m: 14.52 50m: 30.12 (15.60) 75m: 46.86 (16.74) 100m: 1:03.37 (16.51)

74  Elvin Wang  14  0.72 **1:03.46**
Entry: 1:02.54 **+0.92**


25m: 15.08 50m: 30.54 (15.46) 75m: 46.93 (16.39) 100m: 1:03.46 (16.53)

75  James Willson  15  0.62 **1:03.73**
Entry: 1:03.52 **+0.21**




25m: 14.69 50m: 30.55 (15.86) 75m: 47.43 (16.88) 100m: 1:03.73 (16.30)

76  Jonny Joseph  15  0.77 **1:04.14**
Entry: 1:04.66 **-0.52**


25m: 14.86 50m: 30.90 (16.04) 75m: 47.56 (16.66) 100m: 1:04.14 (16.58)

77  Kyle Setford  15  0.72 **1:04.43**
Entry: 1:03.38 **+1.05**

25m: 14.64 50m: 30.66 (16.02) 75m: 47.34 (16.68) 100m: 1:04.43 (17.09)

78  Jared Borea  15  0.74 **1:04.45**
Entry: 1:03.98 **+0.47**

25m: 15.17 50m: 31.21 (16.04) 75m: 47.99 (16.78) 100m: 1:04.45 (16.46)

79  Nahe... Yun Tea...  13  0.65 **1:04.47**
Entry: 1:09.16 **-4.69**

25m: 14.88 50m: 30.74 (15.86) 75m: 47.25 (16.51) 100m: 1:04.47 (17.22)

80  Jayden Ng  15  0.59 **1:04.56**
Entry: 1:04.70 **-0.14**

25m: 14.64 50m: 30.71 (16.07) 75m: 47.54 (16.83) 100m: 1:04.56 (17.02)

81  Jono Graham  16  0.72 **1:04.77**
Entry: 1:04.03 **+0.74**

25m: 15.30 50m: 31.19 (15.89) 75m: 47.99 (16.80) 100m: 1:04.77 (16.78)

82  Lucas Commerford  16  0.69 **1:04.83**
Entry: 1:02.28 **+2.55**

25m: 14.31 50m: 29.78 (15.47) 75m: 47.19 (17.41) 100m: 1:04.83 (17.64)

83  Yousef Abueideh  14  0.72 **1:04.84**
Entry: 1:06.33 **-1.49**

25m: 15.24 50m: 31.30 (16.06) 75m: 48.09 (16.79) 100m: 1:04.84 (16.75)

84  Ryan Tan  14  0.62 **1:05.71**
Entry: 1:06.57 **-0.86**

25m: 14.99 50m: 31.21 (16.22) 75m: 48.36 (17.15) 100m: 1:05.71 (17.35)

85  Nathan Hu  13  0.61 **1:05.94**
Entry: 1:06.01 **-0.07**





25m: 15.05 50m: 31.55 (16.50) 75m: 48.73 (17.18) 100m: 1:05.94 (17.21)

86  Steve Zhang  13  0.59 **1:06.84**
Entry: 1:06.24 **+0.60**

25m: 15.89 50m: 32.83 (16.94) 75m: 49.83 (17.00) 100m: 1:06.84 (17.01)

87  Aaron Zhang  13  0.65 **1:07.73**
Entry: 1:08.36 **-0.63**

25m: 15.84 50m: 32.56 (16.72) 75m: 50.26 (17.70) 100m: 1:07.73 (17.47)

| | | | | | | |
|----|--|----|---|------|----------------|-------|
| 88 |  Lucas Wong | 13 |  | 0.52 | 1:08.33 | -0.85 |
| | 25m: 15.57 50m: 32.37 (16.80) 75m: 50.45 (18.08) 100m: 1:08.33 (17.88) | | | | Entry: 1:09.18 | |
| 89 |  Daniel Brown | 13 |  | 0.60 | 1:08.76 | -0.29 |
| | 25m: 15.81 50m: 32.75 (16.94) 75m: 50.75 (18.00) 100m: 1:08.76 (18.01) | | | | Entry: 1:09.05 | |
| 90 |  Case Paterson | 13 |  | 0.78 | 1:09.56 | +0.38 |
| | 25m: 15.73 50m: 33.58 (17.85) 75m: 51.73 (18.15) 100m: 1:09.56 (17.83) | | | | Entry: 1:09.18 | |